

THE EFFECT OF GOOD CORPORATE GOVERNANCE AND COMPANY CHARACTERISTIC ON ENVIROMENTAL DISCLOSURE

by - -

Submission date: 15-Mar-2024 05:33PM (UTC+0500)

Submission ID: 2321035382

File name: JURNAL_INTERNASIONAL_DES_2021_UPN_JATIM.pdf (187.98K)

Word count: 5557

Character count: 30079



THE EFFECT OF GOOD CORPORATE GOVERNANCE AND COMPANY CHARACTERISTIC ON ENVIROMENTAL DISCLOSURE

Moh Syuad Iman^{a*}, Novi Darmayanti^{b*}, Martha Suhardiyah^c

^{a,b} Universitas Islam Darul ‘Ulum Lamongan, ^c Universitas PGRI Adi Buana Surabaya

ARTICLE INFORMATION

ABSTRACT

Article history:

Received date: 12 August 2021

Revised date: 24 September 2021

Accepted date: 15 October 2021

Keywords: Good corporate governance, company characteristics, and environmental disclosure

This study aims to examine the effect of good corporate governance and company characteristics on environmental disclosure. Good corporate governance is represented by the variable size of the board of commissioners, independent commissioners, and the audit committee. Meanwhile, company characteristics are represented by size and age variables. This research is a quantitative research. The data taken is secondary data. The data in this study were obtained using library research. The population in this study are companies listed on the BURSA EFEK INDONESIA (BEI) in the period 2015 - 2020. The research sample taken is companies that are included in the natural resources sector and collected using purposive sampling method. A total of 6 companies were determined as the research sample. The data analysis method in this study uses a statistical scientific approach. The analytical method used is multiple regression analysis consisting of classical assumption test (normality test, multicollinearity test, heteroscedasticity test, and autocorrelation test) and hypothesis testing (coefficient of determination, t test, F test). The results of this study indicate that the adjusted R² value is 98.9% which means that the environmental disclosure variable can be explained by the five independent variables, namely the board of commissioners (DK), independent commissioners (KOMIN), audit committee (KOAU), size (SIZE), and age (AGE). The results of the t-test of this study indicate that: the board of commissioners, independent commissioners, audit committees, size, age have a positive effect on environmental disclosure. While the results of the F test from this study prove that the board of commissioners, independent commissioners, audit committee, size, age have a simultaneous effect on environmental disclosure.

2021 FEB UPNVJT. All rights reserved

* Corresponding author

E-mail address: novidarmayanti@unisda.ac.id

INTRODUCTION

Environmental aspects are aspects that are considered in the economic sector (AbuRaya, 2017). Especially in this era of globalization, every country builds its economy through industrial activities by processing natural resources in their country. This is done in order to compete with other countries and advance the economy. The benefits of companies in the economy can not be separated from the negative effects arising from their business activities, one of which is in the environmental field, such as environmental pollution and ecosystem destruction as a result of production activities that cause company waste.

Indonesia is a very large country with very guaranteed wealth potential in the sea and land. Also supported by the content that is under the mainland of Indonesia. Indonesia also has the third largest tropical forest in the world. Behind Indonesia's abundant wealth, there are environmental problems that occur (Suprpti et al., 2019) The cause of this problem is changes in human attitudes and behavior such as consumption, production and distribution of resources where the quality and quantity of the existence of natural resources tends to decrease

The company's attention to environmental issues is still minimal. This is proven by many companies that destroy the environment without being balanced with environmental improvements. As with PT. Lapindo Brantas due to a pipe leak that caused the houses of surrounding residents to be submerged in mud until now, PT. Freeport Indonesia, the world's largest gold producer, has made the gold mining land barren and cannot be reused. In 2020, PT. Gresik Jaya Tama was protested by residents of muterans and mud as a result of producing dust pollution from coal loading and unloading activities which are harmful to the lungs (Ariefana, 2020)

To avoid this, all economic activities must consider environmental aspects. Disclosure is information provided by the company to interested parties regarding the condition of the company. Therefore, environmental disclosure is also carried out by companies to provide information about company activities related to environmental aspects.

Various previous studies related to environmental disclosure have been carried out, among others (Alang Wiyuda, 2017) indicating that the board of commissioners and audit committee have a positive effect on environmental disclosure in natural resource sector companies, the two studies conducted (Susanto & Joshua, 2017) also indicate that the board of commissioners and independent commissioners have a positive effect, while the age of the company has no effect on the environmental disclosure of companies in the natural resources sector. The three studies conducted (Indra Suyoto Kurniawan, 2019) show that the board of commissioners, independent commissioners, company age has a positive effect, while the audit committee has no effect on environmental disclosure in natural resource sector companies. This is not in line with the research conducted (Abdulkadir & Alifiah, 2020) which showed that the audit committee had a positive effect on environmental disclosure.

The four studies conducted by (Anita Wijayanti, Endang Masitoh, 2018) show that company size and company age affect environmental disclosure. The research conducted (Triyani & Setyahuni, 2020) also states that company size affects Environmental Disclosure, this is different from the research conducted (Handayati & Malang, 2017) which shows that company size has no effect on environmental disclosure in natural resource sector companies.

Based on the above background and several previous studies, the authors are interested in conducting research on "The Influence of Good Corporate Governance, and Company Characteristics, on Environmental Disclosure (Empirical Study on Natural Resources Sector Companies Listed on the Bursa Efek Indonesia 2015-2020)"

LITERATURE REVIEW

Agency Theory

suggests Agency Theory is a theory that explains the agency relationship and the problems it causes. Agency relationship is a relationship between two parties, where the first party acts as the principal/trustee and the second party is the management or subagent who acts as an intermediary to represent the principal in conducting transactions with third

parties (H. U. Adil, SS., SHI., 2016). (Challenges, 2020) state that this potential agency problem arises when company managers own less than 100% of the company's shares.

Stakeholder Theory

Stakeholder theory is a theory that explains how If management meets or manages stakeholder expectations (Fiadicha & Hanny, 2016), one way that can be done is by implementing CSR as a business strategy. The stakeholders will give full support to the company's activities if CSR disclosure can be carried out properly, namely voluntarily disclosing environmental and social information, always caring for the environment by basing business activities on the principle of triple bottom lines so that the company's goals to improve performance and achieve profit can be achieved. .

Good Corporate Governance

Good corporate governance (GCG) is described as a company control system so that company's activities that have been managed by managers are in line with stakeholders' expectation . Along with this system, it is hoped that it can accelerate the company's performance, protect the interest of stakeholders based on existing laws and ethical values (Saputra & Bernawati, 2020) .The Forum for Corporate Governance in Indonesia (FCGI) defines good corporate governance as a set of regulations that regulate the relationship between holders, management (managers) of companies, creditors, government, employees and other internal and external stakeholders relating to rights and obligations. or in other words a system that controls the company (Alang Wiyuda, 2017).

The Board of Commissioners

The Board of Commissioners is an organ of the company that is in charge of carrying out general and/or special supervision in accordance with the articles of association and providing advice to the directors according to the interests of the company and in accordance with the aims and objectives of the company. The board of commissioners has the duty and authority to supervise, provide direction to company managers carried out by management

(directors), and is responsible for determining whether management fulfills their responsibilities in developing and implementing company internal controls (Susanto & Joshua, 2017).

Independent commissioners

Independent commissioners are parties who do not have business and family relationships with the controlling shareholders, members of the Board of Directors and the Board of Commissioners, as well as with the company itself. The study shows that independent commissioners play an important role in monitoring and ensuring the company is managed properly so as to improve the company's good image (Elshabasy, 2018).

The Audit Committee

The audit committee is one of the institutional elements in the concept of Good Corporate Governance that works independently. The audit committee is expected to be able to make a high contribution at the level of implementation, to be able to improve the quality of the company's internal supervision, and to be able to optimize the checks and balances mechanism, which is ultimately aimed at providing optimum protection to shareholders and other stakeholders (Anita Wijayanti, Endang Masitoh, 2018).

Company Size

Company size or corporate size is a scale that functions to classify the size of business entities (Triyani & Setyahuni, 2020). Company size can be measured by using the total assets, sales, or capital of the company. These three variables are used to determine the size of the company because it can represent how big the company is. The bigger the asset, the more capital invested, the more sales, the more money circulates and the more it is known in the community (Darmayanti et al., 2017).

The Age of the Company

(Bani-Khalid et al., 2017) stated that the age of the company is the length of time a company lives which shows that the company still exists, is able to compete in the business world and is able to maintain its business continuity and is

part of the documentation that shows the goals of the company. The age of the company is proxied since the company is listed on the BEI. The age of the company is calculated by the current year minus the year the company was registered on the BEI or the year of the IPO.

Environmental Disclosure

Environmental disclosure is part of the disclosure of CSR (corporate social responsibility). CSR disclosure is a mechanism carried out by an organization to always pay attention to the environment, in Indonesia it has become an obligation for limited liability companies to disclose social and environmental responsibilities in sustainability reports, as well as in annual reports. The environment itself plays an important role in the organization and management accounting system. both the environment and the social environment in every activity or operation carried out by the company (Darmayanti et al., 2017).

Theoretical Framework



Hypothesis

1. The Board of Commissioners has an Effect on Environmental Disclosure

The board of commissioners is a shareholder representative in an entity that is a limited liability company. Apart from being a shareholder representative, the board of commissioners has the task of supervising, providing direction to the management of the company carried out by the management (board of directors), and is responsible for determining whether the management fulfills their responsibilities in developing and implementing the company's internal control (Susanto & Joshua, 2017).

The results of research conducted (Alang Wiyuda, 2017) and (Indra Suyoto Kurniawan,

2019) show that there is an influence on environmental disclosure. Meanwhile (Susanto & Joshua, 2017) shows that there is no influence of the board of commissioners on environmental disclosure

Based on this description, the hypotheses proposed in this study are as follows:

H1: The Board of Commissioners has an effect on environmental disclosure.

2. Independent Commissioners has an Effect on environmental disclosure.

According to Law number 40 of 2007 article 108 concerning Limited Liability Companies, the commissioners are in charge of supervising the policies of the directors in running the company and providing the necessary advice. The main function of the board of commissioners according to the Indonesian Code for Corporate Governance is to provide supervision to the board of directors in carrying out their duties. An independent commissioner (Board Independent) is a member of the board of commissioners who is not an employee or person dealing directly with the organization, and does not represent the shareholders.

The results of the research conducted (Indra Suyoto Kurniawan, 2019) showed that the independent commissioner had a positive effect on environmental disclosure, further research (Susanto & Joshua, 2017) also stated that the independent commissioner had an effect on environmental disclosure.

Based on this description, the hypotheses proposed in this study are as follows:

H2: Independent Commissioner has an effect on Environmental Disclosure.

3. The Audit Commite has an Effect on environmental disclosure

The audit committee is one of the institutional elements in the concept of Good Corporate Governance which is expected to be able to make a high contribution to the level of implementation. Its existence is expected to be able to improve the quality of the company's internal supervision, as well as be able to optimize the mechanism of checks and balances, which in turn is intended to provide optimum protection to shareholders and other stakeholders (Leksono & Butar, 2018).

The results of the study (Indra Suyoto Kurniawan, 2019) show that there is no influence of the audit committee on Environmental Disclosure, which is different from the results of research (Alang Wiyuda, 2017) which states that there is an influence of the audit committee on environmental disclosure. positive audit committee on environmental disclosure

Based on this description, the hypotheses proposed in this study are as follows:

H3: The Audit Committee has an effect on Environmental disclosure.

4. Corporate Size has an Effect on environmental disclosure

Large companies have large resources, so companies need and are able to finance the provision of information for internal purposes. This information is also used as material for the purposes of disclosing information to external parties, so there is no need for large additional costs to be able to carry out more complete disclosures. On the other hand, companies with relatively small resources may not have ready-to-use information as large companies, so there needs to be a relatively large additional cost to be able to carry out complete disclosures made by large companies (Elshabasy, 2018).

Research results (Anita Wijayanti, Endang Masitoh, 2018) show that company size has a positive effect on environmental disclosure, the research conducted (Triyani & Setyahuni, 2020) also shows a positive influence on environmental disclosure, this is different from the research conducted (Handayati & Malang, 2017) in his research shows that there is no influence of company size on environmental disclosure

Based on this description, the hypotheses proposed in this study are as follows:

H4: Company size has an effect on environmental disclosure.

5. The Age of The Company has an Effect on environmental disclosure

(Bani-Khalid et al., 2017) stated that the age of the company can show the company still exists and is able to compete. The relationship between the age of the company and the Environmental Disclosure of a company is

reflected in the length of time a company is established and carries out its business activities. Companies with a longer age generally tend to report their social disclosures. The results of research conducted (Anita Wijayanti, Endang Masitoh, 2018) show that there is a positive influence of company age on environmental disclosure. there is no influence of company age on environmental disclosure

Based on this description, the hypotheses proposed in this study are as follows:

H5: Company age has an effect on environmental disclosure.

RESEARCH METHODS

In this research approach, using a quantitative approach is a method used to present research results in the form of numbers or statistics (Sugiyono, 2019:7).

Population, Sample and Sampling Technique

Population

In this study, the population is the annual report of companies operating in the natural resources sector which are listed on the Bursa Efek Indonesia (BEI) in 2015 – 2020. Companies also have a direct impact on environmental and social damage to the surrounding community, as well as their obligations to disclose the regulated environment. in Law no. 40 of 2007.

Sample

The sample in this study is natural resource sector companies that follow proper, publish and publish annual reports successively on the BEI website.

The Sampling Technique

The sampling technique in this study used a purposive sampling technique, namely the sample was taken based on certain criteria in accordance with the research objectives that were considered representative of the research (Sugiyono, 2019).

The criteria for the sampling technique are as follows:

1. Natural resource sector companies listed on the Bursa Efek Indonesia (BEI) 2015-2020.

2. Natural resource sector companies that publish and publish annual reports consecutively during 2015-2020.
3. BUMS companies in the natural resources sector that follow PROPER.

Method of Collecting Data

The data in this study used secondary data. Secondary data is data obtained indirectly through intermediary media, while the secondary data source in this study is in the form of financial statements of companies in the natural resources sector listed on the Indonesian stock exchange by accessing the official website of the Indonesian stock exchange (www.idx.co.id).

Descriptive Statistic Test

Descriptive statistics are statistics used to analyze data by describing or describing the data that has been collected as it is without intending to make conclusions that apply to the public or generalizations (Sugiyono, 2019:206).

Classic Assumption Test

1. Normality Test

Research on normality testing is done by statistical tests. The statistical test used is the One-Sample Kolmogorov-Smirnov Test with the condition that the Asymp value. Sig (2-tailed) or the probability value for each variable > from a significant level of 0.05 then the data distribution is normal (Saputra & Bemawati, 2020).

2. Multicollinearity Test

Multicollinearity test is to see whether there is a relationship between the regression model and the independent variable. To see whether there is multicollinearity by looking at the tolerance and variance inflation factor (VIF). If the VIF value is < 10.00 and the tolerance value is > 0.10, there is no multicollinearity.

3. Heteroscedasticity Test

The heteroscedasticity test has the aim of testing whether in the regression model there is an inequality of variance from the residuals of one observation to another observation. If the residual variance from one observation to another observation remains, it is called Homoscedasticity and if it is different it is called Heteroscedasticity.

4. Autocorrelation Test

The autocorrelation test in this study was detected by the Durbin-Watson test value (Dw test) where: If the Dw value is below -2, it means that there is a positive autocorrelation (+), If the Dw value is between -2 to +2, it means that there is no autocorrelation. Dw above +2, it means that there is a negative autocorrelation (-). And the limit of not autocorrelation is between -2 to +2 (prof. Drs. Imam Ghozali, M•Com, Ph.D, CA, 2018).

Hypothesis Test

1. t Test (Partial)

To find out how far the influence of an explanatory or independent variable individually in explaining the variation of the dependent variable. The t-test was carried out by comparing the value of tcount to ttable with a significant value level of 0.05.

2. F Test (Simultaneous)

To test the relationship between one or more independent variables with one dependent variable, provided that if F count > F table or probability value < 0.05 then Ho is rejected and Ha is accepted. So that the independent variables simultaneously affect the dependent variable.

3. Determination Test (R2)

The coefficient of determination (R2) is to measure or assess how far the model's ability to explain the variation of the dependent variable. Multiple Linear Regression Analysis Multiple linear regression analysis to test H1, H2, H3, H4 and H5 aims to measure the strength of the relationship between two or more variables. Multiple linear regression models are:

$$Y = \alpha - \beta_1 \cdot X_1 - \beta_2 \cdot X_2 - \beta_3 \cdot X_3 - \beta_4 \cdot X_4 - \beta_5 \cdot X_5 - \varepsilon$$

Keterangan :

Y = Environmental Disclosure

α = Constanta

β_1-5 = Coefisien

X1 = The Board of Commissioners

X2 = Independent Commissioners

X3 = Audit Commite

X4 = Corporate Size

X5 = Corporate Age

ε = error

IV. RESEARCH RESULTS

Descriptive Statistical Results

Descriptive statistics will provide an overview or description of the data seen through the minimum, maximum, average, and standard deviation values.




The table above shows that the number of samples is 36 with the DK variable having an average value of 5.00 with a minimum value of 3, a maximum value of 9 and a standard deviation of 2.111. The KOMIN variable has an average value of 0.3500 with a minimum value of 3, a maximum value of 9 and a standard deviation of 0.07746. The KOAU variable shows an average value of 0.900 with a minimum value of 0.70, a maximum value of 1.00, and a standard deviation of 0.14343. The SIZE variable has an average value of 20.0278 with a minimum value of 14.50, a maximum value of 22.50 and a standard deviation of 2.05893. The AGE variable has an average value of 31.50 with a minimum value of 11, a maximum value of 52 and a standard deviation of 12.445. The ED variable has an average value of 0.733660 with a minimum value of 0.5588, a maximum value of 0.9706 and a standard deviation of 0.1620043.

Classic Assumption Test Results

1. Normality Test

Based on this study, the significant value of the one sample Kolmogorov-Smirnov test shows the Asymp value. Sig. (2-tailed) of 0.070 > sig 0.05. So it can be concluded that the value is normally distributed.

2. Multicolleniarity Test



Based on the table above, it is known that the tolerance value for each independent variable ranges from 0.773-0.496 while the VIF value ranges from 1.293-2.016 which shows the Tolerance value is greater than 0.10 and the VIF value is less than 10, it can be concluded that in the equation model In the regression analysis, there were no problems in the multicollinearity test.

3. Heteroscedasticity Test



In the above it can be seen that x1 (DK) sig value is 0.506, x2 (KOMIN) sig value is 0.458, x3 (KOAU) sig value is 0.322, x4 (SIZE) sig value is 0.134, x5 (AGE) sig value is 0.656, from the independent variable whose sig value ranges from 0.506-0.656 is greater than the sig value of 0.05, it can be concluded that there are no symptoms of heteroscedasticity.


4. Autocorrelation Test



Based on the above, it can be seen that the results of the autocorrelation test on the Durbin-Watson value are 1.832, the value is between -2 to +2 so it can be concluded that the data does not contain autocorrelation symptoms.

Statistic Test

1. Multiple Linear Regression



The table above in the Unstandardized Coefficients column can be seen the multiple linear regression formula as follows:


$$Y = a + b_1X_1 + b_2X_2 + b_3X_3 + b_4X_4 + B_5X_5 + e$$

It is known in the above formula, the following multiple linear regression equation is obtained:

$$ED = 1,769 - 0,016X_1 - 0,216X_2 - 0,904X_3 - 0,006X_4 + 0,002X_5 + e$$

Hypothesis Test Result

1. t Test (Partial)



From the table above for the variable (DK) the significance level of 0.000 is smaller than 0.05 which means that the size of the board of commissioners affects ED, KOMIN The significance level of 0.001 is smaller than 0.05 which means that the independent commissioner has an effect on ED, KOAU the significance level of 0.000 is smaller than 0.05 which means that the audit commissioner has an effect on ED, SIZE level of significance 0.009 is smaller than 0.05 which means size affects ED, AGE has a significance level of 0.000 less than 0.05 which means age has an effect on ED.

2. F Test (Simultaneous)



From the table above, it can be seen that the significant result of F is 0.000 < 0.05 (5%) and Fcount is greater than Ftable which is 616,768 > 2.827, so the variables DK, KOMIN, KOAU, SIZE, AGE together have a positive influence on Environmental Disclosure.

3. Uji Koefisien Determinasi (R2)



From the calculation table above, the value of the coefficient of determination Adjusted R2 = 0.989 this means that the dependent variable can be explained by the independent variable of 98.9%. While the remaining 2.10% is influenced by other variables outside of this study.

V. DISCUSSION

1. The Influence of The Board Commissioners on Environmental Disclosure

From the test results, the significance level of the board of commissioners' size is below 0.05, which is 0.000, it can be concluded that the hypothesis H1 is accepted.

The results of this study are in line with the results of research conducted by (Alang Wiyuda, 2017) and (Indra Suyoto Kurniawan, 2019) which state that the size of the board of commissioners affects the company's environmental disclosure. This shows that the higher the board of commissioners, the better the environmental disclosure, because the board of commissioners wants the company to disclose the environment on the basis of its environmental performance.

2. The Influence of Independent Commissioners on Environmental Disclosure

From the test results, the significance level of the board of commissioners' size is below 0.05, which is 0.000, it can be concluded that the hypothesis H1 is accepted.

The results of this study are in line with the results of research conducted by (Alang Wiyuda, 2017) and (Indra Suyoto Kurniawan, 2019) which state that the size of the board of commissioners affects the company's environmental disclosure. This shows that the higher the board of commissioners, the better the environmental disclosure, because the board of commissioners wants the company to disclose the environment on the basis of its environmental performance.

3. The Influence of Audit Committee on Environmental Disclosure

From the test results, the significance level of the board of commissioners' size is below 0.05, which is 0.00, it can be concluded that the hypothesis H1 is accepted.

The results of this study are in line with the results of research conducted by (Alang Wiyuda, 2017) and (Indra Suyoto Kurniawan, 2019) which state that the size of the board of commissioners

affects the company's environmental disclosure. This shows that the higher the board of commissioners, the better the environmental disclosure, because the board of commissioners wants the company to disclose the environment on the basis of its environmental performance.

4. The Influence of Corporate Size on Environmental Disclosure

From the test results, the size significance level is below 0.05, which is 0.009, it can be concluded that the H4 hypothesis is accepted.

The results of this study are in line with the results of research conducted by (Anita Wijayanti, Endang Masitoh, 2018) and (Triyani & Setyahuni, 2020) which state that size affects the company's environmental disclosure practices. This explains that large companies will tend to disclose more information because they have large resources so that they are able to finance the provision of more complete information than small companies. In addition, large companies also feel that they are the target of attention, so it is necessary to make a real effort to create trust, one of which is social responsibility.

5. The Influence of Corporate Age on Environmental Disclosure

From the test results, the size significance level is below 0.05, which is 0.000, it can be concluded that the H5 hypothesis is accepted.

The results of this study are in line with the results of research conducted by (Anita Wijayanti, Endang Masitoh, 2018) and (Indra Suyoto Kurniawan, 2019) which state that age affects the company's environmental disclosure practices. It can be explained that companies that generally have a longer lifespan tend to disclose more social information, especially environmental disclosures, compared to companies that have less standing age.

VI. CONCLUSION

1. The board of commissioners has a positive effect on the environmental disclosure practices carried out by the company. This shows that the more boards of commissioners the company has, the better or the greater the environmental disclosure in the company.

2. Independent commissioners have a positive effect on the company's environmental disclosure practices. This shows that the presence of the

Independent Commissioner as part of the Board of Commissioners can have a major influence in the implementation of social responsibility and environmental disclosure.

3. The audit committee has a positive effect on the company's environmental disclosure practices. This shows that with the existence of an audit committee, management supervision will be better. So that shareholders as principals will find it easier to control management.

4. The size of the company has a positive effect on environmental disclosure practices by the company. This shows that large companies will tend to disclose more information because they have large resources so that they are able to finance the provision of more complete information than small companies.

5. The age of the company has a positive effect on the company's environmental practices. This shows that companies that generally have a longer lifespan tend to disclose more environmental disclosures.

REFERENCES

- Abdulkadir, U., & Alifiah, M. N. (2020). Review of related literature on the influence of corporate governance attributes on corporate social responsibility disclosure. *Journal of Critical Reviews*, 7(7), 818–822. <https://doi.org/10.31838/jcr.07.07.150>
- AbuRaya, R. (2017). Corporate Environmental Disclosure and Corporate Governance: A Critical Review. *Journal of Empirical Research in Accounting & Auditing An International Journal*, 04(01), 24–53. <https://doi.org/10.12785/jeraa/040102>
- Alang Wiyuda, H. P. (2017). *PENGARUH GOOD CORPORATE GOVERNANCE, KARAKTERISTIK PERUSAHAAN TERHADAP LUAS PENGUNGKAPAN CORPORATE SOCIAL RESPONSIBILITY PADA PERUSAHAAN TERDAFTAR DI BEI*. XV(1), 12–25.
- Anita Wijayanti, Endang Masitoh, S. M. (2018). PENGARUH CORPORATE GOVERNANCE TERHADAP TAX AVOIDANCE (Perusahaan Pertambangan yang terdaftar di BEI). *Jurnal Riset Akuntansi Dan Bisnis Airlangga*, 3(1), 322–340. <https://doi.org/10.31093/jraba.v3i1.91>
- Ariefana, P. (2020). *Takut Paru-paru Rusak, Warga Kemuteran Gresik Protes Bongkar Muat Batu Bara*. Suarajatim.Id. <https://jatim.suara.com/read/2020/08/12/154532/takut-paru-paru-rusak-warga-kemuteran-gresik-protos-bongkar-muat-batu-bara>
- Bani-Khalid, T., Kouhy, R., & Hassan, A. (2017). The Impact of Corporate Characteristics on Social and Environmental Disclosure (CSED): The Case of Jordan. *Journal of Accounting and Auditing: Research & Practice*, 2017, 1–29. <https://doi.org/10.5171/2017.369352>
- Challenges, G. (2020). *Relevance Profitability and Managerial Ownership Trough Capital Structure for Company Value*. 3(2), 133–140. <https://doi.org/10.33005/ebgc.v3i2.164>
- Darmayanti, N., Laksamana, A., & Agustia, D. (2017). The influence of environment and organization toward decision making style analysis by using management accounting system as moderating variable. *International Journal of Applied Business and Economic Research*, 15(26), 251–257.
- Elshabasy, Y. N. (2018). The impact of corporate characteristics on environmental information disclosure: An empirical study on the listed firms in Egypt. *Journal of Business and Retail Management Research*, 12(2), 232–241. <https://doi.org/10.24052/jbrmr/v12is02/tioccoeidaesotfie>
- Fiadicha, F., & Hanny, R. Y. (2016). Good corporate governance, corporate social responsibility. *Jurnal Akuntansi Manajerial*, 1(1), 22–45. <http://journal.uta45jakarta.ac.id/index.php/JAM/article/view/737>
- H. U. Adil, SS., SHI., M. (2016). *Dasar-Dasar Hukum Bisnis Edisi 2* (Edisi 2). Mitra Wacana Media, Jakarta.
- Handayati, P., & Malang, U. N. (2017). *Analisis Kinerja Keuangan Dan Tanggung Jawab Sosial*. 4(1), 58–68.
- Indra Suyoto Kurniawan. (2019). Pengaruh Corporate Governance, Profitabilitas, dan Leverage Perusahaan terhadap Environmental Disclosure. *Jurnal Feb Unmuk*, 21(2), 165–171. <http://journal.feb.unmul.ac.id/index.php/FORUMMEKONOMI>
- Leksono, A. A., & Butar, S. B. (2018). Pengaruh Good Corporate Governance dan Karakteristik Perusahaan Terhadap Pengungkapan Corporate Social Responsibility. *Jurnal Akuntansi Bisnis*, 16(2), 130. <https://doi.org/10.24167/jab.v16i2.1696>
- prof. Drs. Imam Ghozali, M•Com, Ph.D, CA, A. (2018). *Desain Penelitian kuantitatif & kualitatif untuk akuntansi, bisnis dan ilmu sosial lainnya*. Yoga Pratama.
- Saputra, R., & Bernawati, Y. (2020). The effect of good corporate governance sustainability report disclosures on firm value. *Cuadernos de Economia*, 43(123), 410–418. <https://doi.org/10.33005/ebgc.v1i1.14>
- Sugiyono. (2019). *METODE PENELITIAN KUANTITATIF, KUALITATIF DAN R&D* (Bandung). Alfabeta.
- Suprapti, E., Fajari, F. A., & Anwar, A. S. H. (2019). Pengaruh Good Corporate Governance Terhadap Environmental Disclosure. *Akuntabilitas*, 12(2), 215–226. <https://doi.org/10.15408/akt.v12i2.13225>
- Susanto, Y. K., & Joshua, D. (2017). Dampak Liberalisasi Tarif Impor Pada Investasi Teknologi. *Jurnal Ekonomi Dan Keuangan*,

32, 42–64.

<https://doi.org/10.24034/j25485024.y>

Triyani, A., & Setyahuni, S. W. (2020). Pengaruh Karakteristik Ceo Terhadap Pengungkapan Informasi Environmental, Social, and Governance (Esg). *Jurnal Ekonomi Dan Bisnis*, 21(2), 72.

<https://doi.org/10.30659/ekobis.21.2.72-83>

THE EFFECT OF GOOD CORPORATE GOVERNANCE AND COMPANY CHARACTERISTIC ON ENVIROMENTAL DISCLOSURE

ORIGINALITY REPORT

18%

SIMILARITY INDEX

12%

INTERNET SOURCES

9%

PUBLICATIONS

7%

STUDENT PAPERS

MATCH ALL SOURCES (ONLY SELECTED SOURCE PRINTED)

1%

★ download.garuda.kemdikbud.go.id

Internet Source

Exclude quotes On

Exclude matches Off

Exclude bibliography On